



# Warp stop motions

Reliable warp monitoring for highest fabric quality

# GROZ-BECKERT

## Groz-Beckert KG

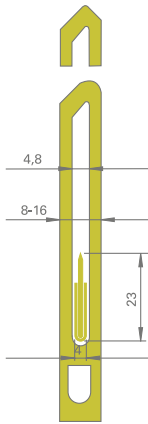
Parkweg 2, 72458 Albstadt, Germany

Phone +49 7431 10-0, Fax +49 7431 10-2777

contact-weaving@groz-beckert.com

www.groz-beckert.com

## Warp stop motion 5600



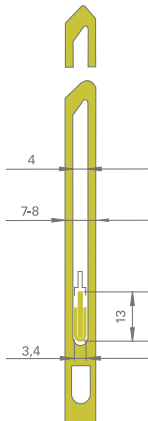
### Features:

- The KFW 5600 warp stop motion is equipped with six contact bars with a pitch of 25 mm.
- Extremely stable and wear resistant contact bars measuring 23 mm × 4 mm are available with serrated or unserrated inner bar.

### Advantages:

- Suitable for 80–85 % of fabric range
- Application flexibility
- Sturdy and reliable design
- Improved fabric quality
- Reduces time requirements for broken end repair

## Warp stop motion 5800




### Features:


- The KFW 5800 is equipped with eight contact bars with a pitch of 16 mm.
- Extremely stable and wear resistant contact bars with cross section 13 mm × 3.4 mm are available with either a serrated or an unserrated inner bar.









### Advantages:

- Perfectly suitable for dense filament constructions
- Sturdy and reliable design
- Easy handling
- Improved fabric quality
- Reduces time requirements for broken end repair



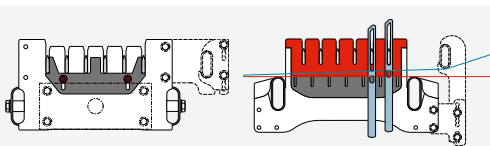
Warp stop motion KFW 5600



Type	Contact bars						Connecting parts		Warp application			
	Number	Width mm	Height mm	Pitch mm	Warp passage mm	Interrupted	LED	Socket	Spun yarns	Filament yarns	High density filament yarns	Terry
												
KFW 5600	6	4	23	25	18/24/30		•		•	•		
KFW 5620	6	4	23	25	18/24/30	•	•		•	•		
KFW 5601	6	4	23	25	18/24/30			•	•	•		
KFW 5621	6	4	23	25	18/24/30	•		•	•	•		
KFW 5800	8	3.4	13	16	16		•				•	
KFW 5820	8	3.4	13	16	16	•	•				•	
KFW 5801	8	3.4	13	16	16			•			•	
KFW 5821	8	3.4	13	16	16	•		•			•	
KFW 4200-1	2	4	23	30	20			•				•
KFW 4220-1	2	4	23	30	20	•		•				•
KFW 4200-2	2	4	23	30	14			•				•
KFW 4220-2	2	4	23	30	14	•		•				•

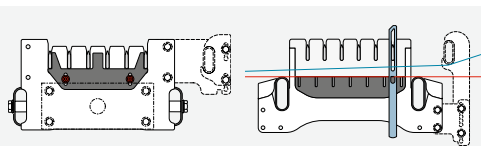
## Overview warp stop motion

### Red distance plate



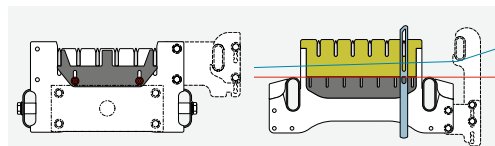
Version for the maximum possible drop wire fall height. Distance between thread supporting tube and contact bar: 18 mm.

### White distance plate



Standard version with low position of contact bars for maximum drop wire fall height. Distance between thread supporting tube and contact bar: 24 mm.

### Green distance plate



Version for minimum drop wire fall height. Distance between thread supporting tube and contact bar: 30 mm.